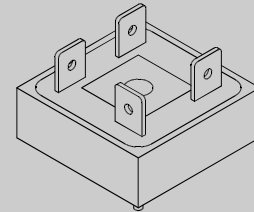


# 200 V - 1,000 V Single Phase Bridge

22.0 A - 25.0 A Forward Current

70 ns - 3000 ns Recovery Time

**1502A - 1510A**  
**1502FA - 1510FA**  
**1502UFA - 1510UFA**

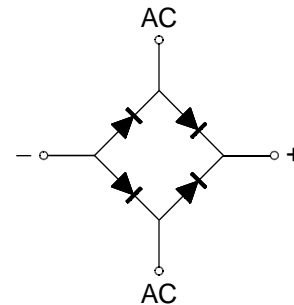
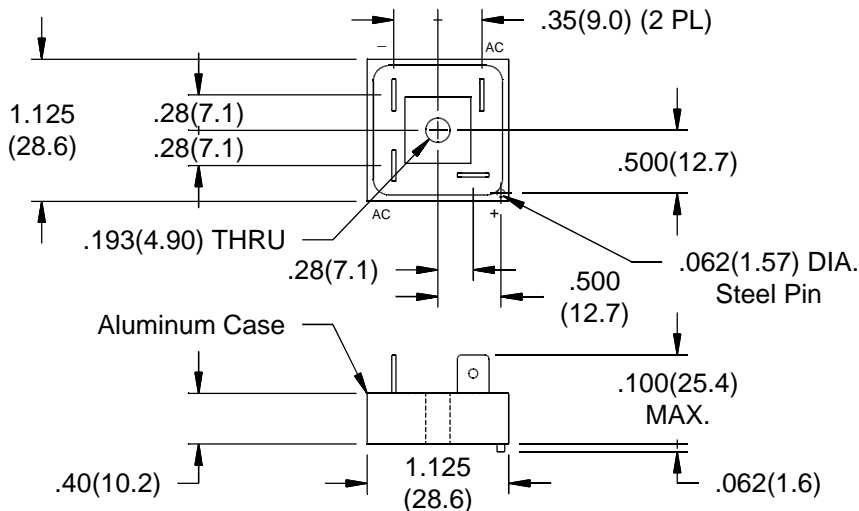


## ELECTRICAL CHARACTERISTICS AND MAXIMUM RATINGS

Part Number	Working Reverse Voltage (V <sub>rwm</sub> )	Average Rectified Current @TC (I <sub>o</sub> )		Reverse Current @ V <sub>rwm</sub> (I <sub>r</sub> )		Forward Voltage (V <sub>f</sub> )		1 Cycle Surge Current tp=8.3ms (I <sub>fsm</sub> )	Repetitive Surge Current (I <sub>frm</sub> )	Reverse Recovery Time (1) (T <sub>rr</sub> )	Thermal Impd. θ <sub>J-C</sub>
		55°C	100°C	25°C	100°C	25°C		25°C	25°C	25°C	
	Volts	Amps	Amps	µA	µA	Volts	Amps	Amps	Amps	ns	°C/W
1502A	200	25.0	18.0	1.0	25	1.1	3.0	150	25	3000	2.0
1506A	600	25.0	18.0	1.0	25	1.1	3.0	150	25	3000	2.0
1510A	1000	25.0	18.0	1.0	25	1.1	3.0	150	25	3000	2.0
1502FA	200	25.0	18.0	1.0	25	1.2	3.0	150	25	150	2.0
1506FA	600	25.0	18.0	1.0	25	1.5	3.0	150	25	150	2.0
1510FA	1000	25.0	18.0	1.0	25	1.5	3.0	150	25	150	2.0
1502UFA	200	22.0	13.0	1.0	25	1.7	3.0	150	25	70	2.0
1506UFA	600	22.0	13.0	1.0	25	1.7	3.0	150	25	70	2.0
1510UFA	1000	22.0	13.0	1.0	25	1.7	3.0	150	25	70	2.0

(1)T<sub>rr</sub> Testing: I<sub>f</sub>=0.5A, I<sub>r</sub>=1.0A, I<sub>rr</sub>=0.25A \*Op. Temp. & Stg. Temp. = -55°C to +150°C Isolation Voltage: 2000V

**10**



Dimensions: In. (mm) • All temperatures are ambient unless otherwise noted. • Data subject to change without notice.



**VOLTAGE MULTIPLIERS INC.**  
 8711 W. Roosevelt Ave.  
 Visalia, CA 93291

TEL 559-651-1402  
 FAX 559-651-0740  
[www.voltagemultipliers.com](http://www.voltagemultipliers.com)

# 1502A - 1510A • 1502FA - 1510FA • 1502UFA - 1510UFA

